



Year 4 Spring Term 1 Newsletter

Happy New Year! We hope you all had a festive holiday and are feeling refreshed and ready for more exciting learning opportunities available in Spring Term 1.

With the weather growing colder, please can you ensure that your child comes to school with a **labelled** jumper (or PE jacket when applicable) and coat each day. Please can you ensure all school uniform is labelled.

Dates for your diaries:



- **Friday 5th February - Sand Dunes trip - We are in need of volunteers for this trip from 9-11am. Please email your child's class teacher if you can help.**
- **Friday 9th February - Last day of half term**

Topic: Misty Mountain Sierra

High above the morning mists, imposing and eternal rocky peaks and outcrops stand proud. In geography, we will locate and name the continents, countries, and famous mountain ranges of the world. We will then discover how these amazing giants are formed, as a fold, a block, a dome, or a plateau. We will look at the features of mountains, how they are shown on maps (including contour lines to show relief) and explore the eco-systems surrounding them. The water cycle's course from peak to valley will be explored through Oracy. In Art and Design, we will look at the work of some local artists and use their work to encourage us to create watercolour landscapes, with a trip to the sand dunes for some inspiration.

English: Wolves in the Walls and The Abominables

In English, we will begin by using 'The Wolves in the Walls' to create a non-chronological report. Our purpose will be to inform the characters in our story to help them find out whether wolves really are dangerous creatures. We will then move on to our second learning journey using the text driver 'The Abominables'. Each week, we will focus on Reading comprehension by exploring an allocated chapter of the text. We will be taught how to use the question in the answer to ensure everything makes sense. We will answer questions by retrieving, predicting and inferring. In writing, we will begin by studying word structure and order before learning how to lay out and write a letter in role as a character. Key features will be explored and shared before the drafting and editing processes begin.



Maths:

We will begin the term on exploring the link between counting in multiples and the times-tables to understand multiples in a range of contexts. We will then move onto looking at area, length and perimeter. They will learn that area is the amount of space taken up by a two-dimensional shape or surface. They explore different ways of working out the area of a shape including counting squares and the formal method of calculation.

PE:

Our P.E days are still on a Wednesday and a Friday. Please ensure that on these days your child is wearing appropriate named school P.E kit. On Wednesdays, we will be learning how to play hockey.

R.E:

Our learning focus will be 'Buddhism'. Our key question is; 'Could the Buddha's teachings make the world a better place?' We will be exploring 'The Four Noble Truths', 'The Eightfold Path' and looking at our lives as a road map.

Personal, Social, Health and Emotion:

Our learning focus will be 'Dreams and Goals'. We will look at identifying and dealing with disappointment. In addition to this, we will focus on being resilient and working together to support everyone in achieving their goals.

Music:

We will be using the song 'Lean on Me' to explore how cultural history has been documented in music and how music can reflect emotional and spiritual themes. We will also be learning Latin words related to how we play music e.g. crescendo.

Homework:

Homework is set using three main headings:

Must: Daily reading, weekly spelling, and weekly maths fluency.

Should: An individual study of learning per half term.

Could: Opportunity for further study from a range of options.

We haven't had many WOW homework projects to show off at the front of the school! Get creative and try one of the 'could' projects!

Must Everyday!	<ol style="list-style-type: none">1. Read every day for at least 10 minutes.2. Complete weekly spellings in RWI spelling log and bring to school on a Monday. Use the Spelling menu on the bottom of this letter or school website to help!3. 20 minutes Maths fluency using Numbots/ Times Tables Rockstars or Prodigy weekly.
Should	Times tables challenge
Could	<ul style="list-style-type: none">• We'll be talking about the Yeti... Now research other mysterious primates that have inspired people to search for them, such as Bigfoot in the USA, or the Yeren of China. Make 'Wanted' posters featuring an illustration of what you think they may look like.• Research mountain sports such as skiing, snowboarding, rock climbing or mountain biking. Choose one that excites you, and create a scrapbook of information and images. Feature the equipment or clothing needed and the world's best competitors in the sport. Perhaps you could try the sport out for yourself on a smaller scale?• Write a 'true or false?' quiz which includes amazing statements about mountains of the world.• Using spare cardboard boxes, make a contour model showing the relief of a mountain.

Useful Websites:

Literacy

<https://teachhandwriting.co.uk/>

<https://www.bbc.com/bitesize/subjects/zv48q>

6f

<https://www.oxfordowl.co.uk/>

Maths

<https://nrich.maths.org/>

<https://trockstars.com/>

<https://www.prodigygame.com/>

All Subjects

<https://www.busythings.co.uk/> (Login = home8972 Password = crazy8362)









Thank you for your continued support.

Mrs James and Miss Voyce

m.james@lamoye.sch.je

j.voyce@lamoye.sch.je

SPELLING MENU

<p>1. ABC Order</p>  <p>Write all of your spelling words in alphabetical (ABC) order.</p>	<p>2. Word Parts</p> <p>Write your words. Then use a coloured pencil to divide the words into syllables. e.g. jumping caterpillar</p>	<p>3. Other Handed</p> <p>Write each word 5 times, switching the hand you write it with each time. Say the word as you spell it.</p>	<p>4. Vowel Spotlight</p> <p>Write your words using one colour for the vowels and another colour for the consonants. (vowels: a, e, i, o, u)</p>
<p>5. Use Technology</p> <p>Type out your spelling words on the computer. Try to use at least 4 different fonts.</p> 	<p>6. Pyramid Words</p> <p>s sp spe spel spelli spelli spelling spelling (or make them boat shaped, star, smiley face, etc.)</p>	<p>7. "Ransom" Words</p> <p>"Write" your words by cutting letters out of a newspaper or magazine and gluing the letters on a piece of paper to spell your words.</p> 	<p>8. Rainbow Words</p> <p>Write your spelling words with coloured pencils. Make each letter a different colour.</p> 
<p>9. Scrambled Words</p> <p>Write your words. Then write them again with the letters mixed up. Can you unscramble them again the next day? e.g. watch - cwhta</p>	<p>10. Silly Sentences</p> <p>Write 3 or more sentences that use all your spelling words.</p> 	<p>11. Prefixes and Suffixes</p> <p>Underline the prefixes and suffixes in the words you are learning. Make sure you know what they mean. e.g. <u>im</u>portant happ<u>ness</u></p>	<p>12. Word Search</p> <p>Create your own word search with your spellings. Show the answers to your puzzle in a different colour.</p> 
<p>13. Flashcards</p> <p>Make and practice with flashcards. Put the word on one side and definition (meaning) on the other.</p> 	<p>14. Picture & a Story</p> <p>Draw a picture defining each word. Write a sentence about your picture using the word.</p>	<p>15. Words without Vowels</p> <p>Write all of your words replacing vowels with a line. Go back and see if you can fill in the vowels. e.g. q--st--n = question</p>	<p>16. Train Words</p> <p>Write the entire list end-to-end as one long word. Write each new word in a different colour. e.g. trainbackstop</p>
<p>17. Write a Story, Poem or Song with Words</p> <p>Write a story using all your spelling words. Underline the words you used.</p>	<p>18. Bubble Letters</p> <p>Write your spelling words out in bubble writing.</p> 	<p>19. Words Within Words</p> <p>Write each spelling word and then write at least 2 words made from that word. e.g. catch - cat, hat</p>	<p>20. Picture words</p> <p>Draw a picture and hide your spelling words in the picture.</p>