



Year 4 Autumn 2 Newsletter




Welcome back! We hope you all had a relaxing half term and are feeling refreshed and ready for more exciting learning opportunities in Autumn Term 2. With the weather growing colder, please can you ensure that your child comes to school with a **labelled** jumper (or PE jacket when applicable) and coat each day.

Dates for your diaries:

7th November: Roman Day
15th November: Children in Need
29th November: Deco Day
30th November Christmas Fayre (TBC)
10th December: Carol Service
18th December: Christmas Party
19th December: Christmas jumper day
20th December: Christmas break

History and Art: This half term, we'll divide into two warring groups: the Celts and the Romans. We will kick off our adventure with a Roman day. In our battle games, who will be victorious? We'll research Celtic and Roman warriors. Using different source materials, we'll investigate the Roman Empire and read Roman numerals. After looking at the history of the Romans we will investigate sculpture design and have a go at creating our own. The Celtic warrior queen, Boudicca, will inspire us to create stories, models and artwork. Using maps, globes and information books, we'll compare Britain (the home of the Celts) and Rome (the home of the Romans). At the end of the topic, we'll reflect on what the Romans did for us. We'll become archaeologists, examining and sorting artefacts.

English: In English, we will begin with a learning journey using the text driver 'Escape From Pompeii', starting with retelling the story using all the skills we have learnt in our previous journeys. After this, we will focus on synonyms, relative embedded clauses, metaphors, alliteration, personification, onomatopoeia and similes. Then we will begin a learning journey using the text driver 'Leon and the Place Between' by Angela McAllister and Grahame Baker-Smith. We will delve deep into the magical mystical world of the carnival and write our own endings to the story.



Maths: First we will complete our addition and subtraction unit. Then our focus this half term will be multiplication and division. Throughout this work, we will also be revising place value. Pupils will learn how to multiply and divide by 6, 7, 9, 11 and 12. They will learn how

to calculate multiplication and division equations using the facts that they know, before beginning to use formal written methods to calculate and solve problems. As the children begin to solve increasingly challenging multiplication and division problems, their times table knowledge will become crucial. Please ensure your child is practising their times tables regularly, and remember TT Rockstars is a great way of engaging children with this. If you need another copy of your child's log in details, please let us know.

PE:

This term we are focusing on Netball and Kick Boxing in our P.E. lessons Our P.E days are on a Wednesday and a Friday. Please ensure that on these days your child is wearing appropriate named school P.E kit.

RE:

In RE our theme will be Christmas. Our key question is: 'What is the most significant part of the nativity story for Christians today?'

PSHE:

Our learning focus will be 'Celebrating Difference'. We will be learning how to: accept that everyone is different, include others when working and playing, know how to help if someone is being bullied, solve problems, use kind words, and give and receive compliments.

Homework:

Homework is set Tuesday and due in the following Monday/ Tuesday. This will focus on Spellings, Maths and 20 minutes of reading.

Useful Websites:

Literacy

<https://teachhandwriting.co.uk/>

<https://www.bbc.com/bitesize/subjects/zv48q6f>

<https://www.oxfordowl.co.uk/>

Maths

<https://nrich.maths.org/>

<https://ttrockstars.com/>




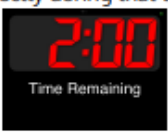



<https://completemaths.com/>

All Subjects

<https://www.busythings.co.uk/> (Login = home8972 Password = crazy8362)

Thank you,
Mrs James and Miss Trigg
m.james@lamoye.sch.je
h.trigg@lamoye.sch.je

SPELLING MENU

<p>21. Question/Answers</p> <p>Write questions with half of your spelling words.  Then use the other half to answer the questions. Underline the words you used.</p>	<p>22. Riddles</p> <p>Write a riddle for each of your words. Don't forget to answer them.</p> <p>e.g. I am grey. I have a trunk and big ears. Answer: elephant.</p> 	<p>23. Crossword Puzzle</p> <p>Make a crossword puzzle with your spelling. Show the answers to your puzzle.</p> 	<p>24. Rhyming Words</p> <p>Write your spelling words out with a rhyming word next to them. Remember that words do not need to have the same spelling pattern to rhyme. e.g. men and again</p>
<p>25. Homophones</p> <p>Can you find any homophones which go with your spelling words? What do they mean? e.g. wear and where, to, too and two their, there and they're</p>	<p>26. Writing Race</p> <p>Set a timer for 2 minutes. See how many times you can write each word perfectly during that time.</p> 	<p>27. Code Words</p> <p>Come up with a code for each letter of the alphabet and then write each word in code. e.g. a = □ b = ◆ c = ◆</p>	<p>28 Word Classes</p> <p>Sort your spelling words into word classes - nouns, verbs, adjectives etc. Be careful - some words can be used in more than one category e.g. swimming.</p>
<p>29. Synonyms</p>  <p>Find at least 2 synonyms for each of your spelling words.</p>	<p>30. Antonyms</p> <p>Find an antonym (opposite) for each of your spelling words.</p> 	<p>31. Joker</p> <p>Write jokes containing each of your spelling words.</p> 	<p>32. Backwards Words</p> <p>Write your spelling words forwards and then backwards. Remember to write neatly!</p> <p>BACKWARDS</p>
<p>33. X Words</p> <p>Write 2 words with one letter in common so that they cross over each other. e.g. b r cheese a d</p>	<p>34. Acrostic Poem</p> <p>Write an acrostic poem for your spelling words. See if you can stick to a theme when writing. e.g. sun</p> <p>Sun shines brightly Up in the sky Nice and warm on my face</p>	<p>35. Scrabble</p> <p>In a game of Scrabble, each letter is worth a certain number of points. Write your words and then add the total of the letters. Which of your spelling words has the highest total value?</p> 